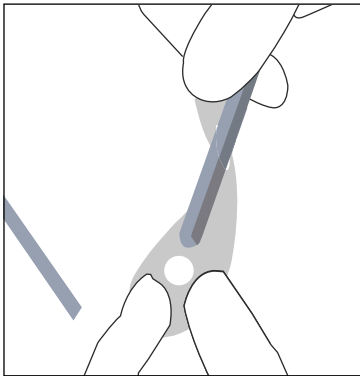
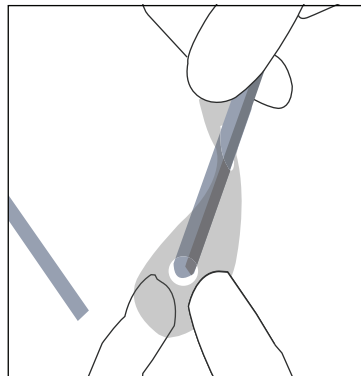


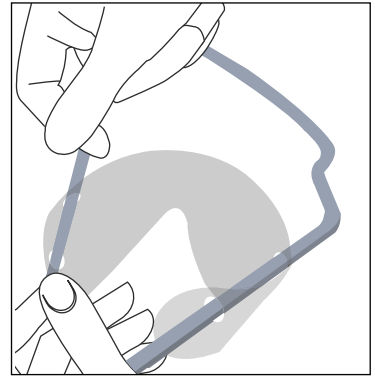
## ASSEMBLY INSTRUCTIONS



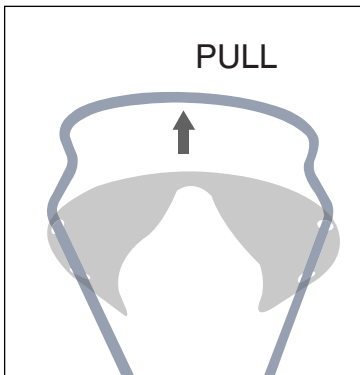
1. Insert the right leg of the frame into the inner right hole from the front of the lenses.



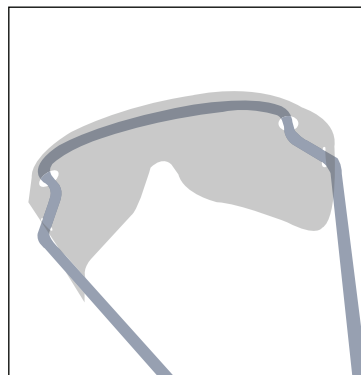
2. Continue inserting the right leg into the outer right hole through the back of the lenses.



3. Repeat steps 1 and 2 with the left side of the disposable eyewear.



4. Pull both legs until the frame and lenses are taut.



5. It is now assembled and ready to wear.